




Welcome to
Nidderdale High
School

Tips & information
for Parents &
Students

Children's top 10 worries about Starting secondary schools



- Being Bullied
- Not making friends
- Getting lost
- Homework
- Not being able to do the work
- Getting to school and back
(especially if it involves a bus journey)
- Not having the right books and equipment
- Not knowing what to do if there's a problem
- Not getting on with the teachers
- Getting into trouble

How can I help as a parent?



Moving from primary to secondary school is an exciting and significant event in the life of your child. It is an important milestone which for many parents, marks a change in expectations regarding crucial life skills such as independent working and self-organisation.

When a child starts at secondary school they are expected to cope with a whole variety of new experiences and changes, many of which demand skills and abilities that they have not had to use before. The problem is that these skills do not spontaneously develop in children in the summer they begin secondary school - like reading and writing, they have to be taught and our children need support in developing them.

Most parents would like to reassure their children, prepare them for these changes and support them in developing skills they need but sometimes feel they lack the information and expertise to do so. For many of us our own experience of secondary schools is all we have to go on.

The top two worries that Year 6 children express (see the "Top 10" worry list) are social concerns. Although common, most children report that they are no longer worried about these after just one or two weeks at school.


This book clearly outlines exactly what your child needs to be able to do to succeed at secondary school ("Key tasks for pupils") and provides as many practical tips and ideas as we could cram in to help you to help them develop the skills for success ("Tips for parents").

The suggestions in this book are practical, down to earth and have been used by real parents with real, busy lives. Time spent early on in establishing habits and routines will save endless time, battles and heartache in the long run.

There are many ways in which we can help our children - and ourselves - feel ready.

Visit the '[place2be website](#)' for more helpful information and practical tips.

So what is different about secondary school?



- Children often have to travel further, some making their way to and from school independently for their first time - some travelling by bus.
- They may have to wear a full school uniform for the first time and have a whole list of new rules and regulations to remember.
- Instead of one teacher, who has often known them since their early years, they will be taught by nine or ten teachers and will have to get to know a whole range of adults in different roles within school.
- The site will be much bigger and children will have to find their way around, moving from classroom to classroom between lessons, often carrying their belongings with them.
- They will have to use a complex two weekly timetable.
- For the first time children will be fully responsible for ensuring they have the correct books and equipment for all their different lessons, recording homework and ensuring it is completed on time.
- Teaching and learning styles may be very different. Children will be expected to write more frequently and for much longer.
- Break-time and lunchtime will be organised differently with less adult supervision and children having a lot more independence in terms of getting back to lesson on time, buying their own snack and lunches etc.

Key Tasks for Pupils

- Getting up on time.
- Getting washed, dressed and ready to walk out of the door with everything you need.
- Leaving the house to get to the bus stop or to school on time.
- Being in the right place at the right time at the end of the day.
- Going straight home.
- Knowing what to do if you are delayed for any reason.

Tips for Parents

- Work out with your child what time they will need to get up to get to school on time. Work backwards from the time they need to be at school. Include all the things they will need to do.
- Agree a routine for the mornings and after school. Will they shower/bath in the morning or the evening? When will they get their school bag ready?
- Agree a bedtime for schooldays with your child to ensure they get enough sleep.
- Time the journey to school or the bus stop. Have a couple of practice runs.
- Be sure your child is clear about what time they are expected to be home and what to do if they are held up for any reason.
- Make sure they know/have your contact numbers.
- If possible be around for your child for the first few days/weeks and supervise. Praise and encourage independence but be ready to offer a helping hand.

Getting there and back




Transport Help

- If you live in our catchment area a bus pass will automatically be sent to you in the post. If you have any queries please call North Yorkshire County Council transport on **01609 533679, option 1.**
- If you live outside our catchment area the cost of the bus pass will be £550 if paid in advance by direct debit. Please go onto the North Yorkshire County Council website, Education Travel and purchase a paid travel permit. If you have any queries please call North Yorkshire County Council transport on **01609 533679, option 1.**
- Transdev 24 Service bus is available to students from Harrogate, Killinghall and Birstwith areas. The bus arrives at school at 8.38 a.m. and departs at 3.20 p.m. The cost of the bus pass will be £550 and can be paid for through the School Gateway with an initial instalment of £70 and a further 8 monthly instalments from September to April 2021. Please apply to the school and we will arrange for the bus pass to be sent to you following the payment of the initial instalment.

Due to Covid-19 we cannot use all the seats on all school buses therefore students from Glasshouses should walk or cycle to school. If this isn't practical, parents could provide transport or alternatively use the Transdev 24 Service bus at £2.90 per return journey. This bus leaves Glasshouses at 8.20 a.m.

We hope that post Covid-19 restrictions, once all seats are available for use, Glasshouses students may travel on school buses at a lower daily cost.

Uniform matters



Key Tasks for Pupils

- Knowing the school rules for uniform including jewellery and make-up.
- Making sure everything is ready to put on the evening before including shoes.
- Making sure a full PE kit is taken to school on the days that it is needed. Colour in the days when you have PE on your timetable.

Tips for Parents

- Check the uniform requirements including rules regarding make-up and jewellery. A list of uniform regulations is included in this booklet.
- Ring the school if you may be entitled to financial support for buying school uniforms.
- Name everything, even shoes - you would not believe what children lose! A marker pen is as good as a label.
- Have spare essentials at home if possible, it prevents panic when things get mislaid at 8:30am (and they do).
- Encourage your child to hang up their uniform straight after school and put everything out the night before (socks & shoes). If your child is very disorganised give a checklist at first.

School Uniform - A Basic Standard

The uniform comprises of the following:

- A school blazer (available from stockist only)
- Black tailored trousers (girls & boys)
- A school skirt (available from stockists only)
- White shirt - with top button fastened - long or short sleeved
- School tie - clip on (available from school or stockist only)
- Plain black socks or grey, black or natural tights
- Black low - heeled shoes
- Apron or overall for Art, Science and Resistant Materials (available from stockist only)

Optional Items (available from stockist only). None of these items may be worn in place of the blazer

- School Fleece (for outdoor use)
- School Hoodies (for outdoor use/PE)
- Black V-necked jumper with school logo (optional) in addition to blazer
- Black cardigan with school logo

Students should arrive and leave school in a suitable coat or the school fleece/hoodie. These must not be worn indoors, for lesson or between lessons. They can be kept in students' lockers during the day.

Stockists:

Smart Start in Ripon - 01765 607183

Rawcliffes in Harrogate - 01423 504130

School Uniform - PE

PLEASE WRITE NAME IN ALL PE UNIFORM.

Footwear for use in the Sports Hall must not have black soles as they mark the floor. It is worthwhile having two pairs of sports' shoes - a strong outdoor pair and a softer indoor pair. Shin pads for use in football, rugby and hockey and a gum shield are strongly recommended.

Girls

- Maroon Panelled Polo top (available from Stockist only)
- Black PE shorts or Black Skort
- Black knee length socks
- White ankle socks
- Training shoes

Boys

- Maroon Panelled Polo top (available from Stockist only)
- Black PE shorts
- Black knee length socks
- Training shoes
- Maroon Panelled Rugby top (available from Stockist only)
- Rugby/football boots

PE Optional

- School/ House hoodie for appropriate sports only (available from Stockist only)
- Towel

School Uniform - Non-Permitted items

- Jeans, leggings, corduroys or denims are not allowed at all regardless of whether they are black.
- No leg warmers are allowed and only one pair of socks or tights.
- Boots or canvas shoes of any kind.
- Training shoes must not be worn for everyday use, only for ball games, break times or PE.
- Jewellery is not allowed (except for one rubber charity bracelet and one pair of small plain studs or sleepers worn one per ear lobe).
- Belts should be plain black with normal buckle - no branded or ornate buckle.
- Hair should not be an unnatural colour e.g. blue or pink or dyed different shade; nor should it be cut or styled in an extreme fashion e.g. tram lines or Mohican.
- Tracksuit tops, denim, leather or camouflage jackets are not permitted inside the building.
- Key Stage 3 students are not permitted to wear make-up. A discreet amount of make-up may be worn in Key Stage 4.
- Coloured nail varnish is not permitted. Acrylic nails are not permitted.

SMART START
3 HIGH SKELGATE RIPON HG4 1BA
TEL:01765607183 AND smartstartonline.co.uk

NIDDERDALE HIGH SCHOOL JUNE 2020

BOYS	Prices from
Blazer (black with school badge)	£29.99
V-neck jumper (black cotton with school logo)	£19.99
Trousers (black)	£16.99
Shirt (white)	£7.50
Tie	£5.99
Sports shorts (black)	£8.99
Polo shirt (maroon/black with school logo)	£19.99
Football socks (black)	£5.99
Rugby shirt (maroon/black reversible with school logo)	£28.99
Tracksuit bottoms (plain black)	£16.99
 <u>GIRLS</u>	
Blazer (black with school badge)	£29.99
V-neck jumper (black cotton with school logo)	£19.99
Cardigan (black cotton with school logo)	£20.99
Skirt (regulation black pleated with school logo)	£23.99
Trousers (black tailored style)	£16.99
Blouse (white)	£7.50
Tie	£5.99
Black tights	£3.50
Skort (black)	£17.99
Sports shorts (black)	£8.99
Polo shirt (maroon/black with school logo)	£19.99
Hockey socks (long black)	£5.99
Sports hooded sweatshirt (black with school logo)	£21.99
Tracksuit bottoms (plain black)	£16.99
Leggings (plain black)	£14.99
 <u>OTHER ITEMS</u>	
Woven name tapes	£5.99
Craft apron	£6.99
Shinpads	£6.99
Mouthguard	£5.99
School and sports bags	£12.99

PLUS A RANGE OF FOOTBALL, RUGBY, TENNIS AND CRICKET CLOTHING,
FOOTWEAR AND EQUIPMENT



RAWCLIFFES SCHOOLWEAR CENTRE

RAWCLIFFES CORNER, EAST PARADE, HARROGATE HG1 5BG

Tel: 01423 504 130

Email: harrogatesmarts@gmail.com

Check out our New Website: www.rawcliffesharrogate.co.uk

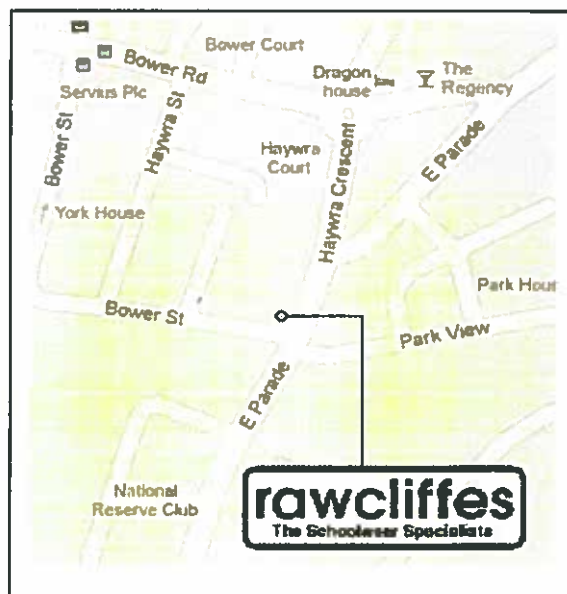
**Nidderdale High School
JUNE 2020**

Uniform items		From
Blazer	Black	£31.50/£34.00
Tie Clip on Only	14" £5.50 -- 16" £6.5	
Trousers	Black Plain	£20.00/£13.00
Shirts/Blouses 2 Pack	White Plain	£14.50
Pleated Skirt	Black with Logo	£22.50/£25.00
Pullover	Black (optional)	£19.00/£21.00
Sweat V-Neck	Black (optional)	£15.00/£17.00
Sportswear items		
Rugby Jersey	Maroon/Black	£24.00/£28.00
P.E Top	Maroon/Black	£16.00/£18.00
Games Socks	Black	£5.50
Hoodie	Black	£20.00
Skort	Black	£16.00/£18.50
Short	Black	£8.00/£10.00
Track Bottoms	Black (optional)	£17.00/£19.00
Rain Jacket	Black (optional)	£29.00/£33.00

Extra 5% off in July, offer Ends 31st
...Proud to be your official supplier

NORMAL OPENING HOURS

Monday – 9 am to 5.00 pm
Tuesday – 9 am to 5.00 pm
Wednesday – 9 am to 5.00 pm
Thursday – 9 am to 5.00 pm
Friday – 9 am to 5.00 pm
Saturday – 9 am to 5.00 pm
Sunday – **CLOSED**



Ask our friendly, experienced staff for help with all your uniform needs... 

Iron on Name Tapes	Done in Store 50 for £5.50	100 for £8.50
Sew in Name Tapes	Posted to out to your Address	72 for £7.00 - 144 for £10.50

Like for Like Prices on All Items

Buy Early - Not Worn - We Exchange

How to contact us

To report an absence please ring or email.

School reception - 01423 711246 - select relevant option

Email - admin@nidderdale.n-yorks.sch.uk

How we communicate to you

Our electronic communication system with parents is called School Comms. We will send emails to you regarding school events, activities or general information.


When you first receive an email please ensure that your computer recognises it as a genuine address and that it doesn't get put into spam.

How to monitor your child's behaviour

The school uses a behaviour management system called Classcharts. Parents will be given a login code so they can access their child's behaviour log. This will be issued to parents in September along with further instructions. More information on this can be found in the Behaviour Policy on the School Website.

- **Home** - Features/Contact us
- **Curriculum** - Our Curriculum
- **Students** - Challenge Homework is set here
- **Latest News**- News & Newsletters
- **Governance** - Governance information including:
 - Aims & Vision
 - Current Governors
 - School Policies
- **Parents** - General information including:
 - Absence in Term Time Request Form
 - Dates of Parents' Evening
 - Privacy Notice
 - Staff List
 - Term Dates
- **Exams** - General Information
- **About us** - Extra Curricular Information
 - SEND Information
- **Useful Links** - E Safety
 - Help for Parents
 - Learning Zone

Organising books and equipment



Key Tasks for Pupils

- Have a good system for keeping books and equipment. Know what lessons are on a particular day and what equipment is needed for each lesson (eg. Ruler, compass, calculator for Maths).
- Write down important notes and messages and refer to as a reminder.
- Have a bag packed the night before with everything that is needed for the following day.

Tips for Parents

- Help your child organise a living space so that they have a place for everything to do with school, try to make sure they have access to a desk, good light and storage space for their books.
- Equip them with the tools they will need at home. If possible it is best to keep two sets of everything - one for at school and one for home so that losing a pen at school does not stop them doing their homework.
- A labelled A4 plastic wallet will be useful for keeping work sheets and letters issued at school and also one for homework completed.
- If you know your child has Food Technology on a certain day, check at the beginning of the week if they need ingredients.
- Teach a routine for emptying the bag after school and putting books, equipment back in the correct place before repacking the bag for the following day.
- Encourage your child to glue in any worksheets/odd bits of paper into their workbook if possible each night otherwise the sheer volume of "bits of paper" becomes impossible.

Students who join us in Year 7 will be given a school pencil case providing them with a pen, pencil and rubber. Other subject specific equipment is required for some subjects



Equipment List

Art

Pencils
Pencil crayons
Biro
Ruler
Glue stick
Rubber

Technology

Pencil crayons
HB pencils
Black fine liner
Glue stick

Maths

Pen
Pencil
Scientific Calculator
Ruler
Rubber
Compass
Protractor

Science

Calculator
30cm Ruler (ideally metal)
Pen/Pencil
Protractor
Glue Stick
Coloured pencils

Items can be purchased at cost price from our school stationery shop or the Art department.

Example of timetable

	1	2	3	4	5
1Mon	HISTORY Room 21 Mrs S Witherwick	ENGLISH LANGUAGE Room 4 Mrs J Clark	Physical Educn Mr S Barrass	ART Room 11a Miss H Brohier	GERMAN Room 3 Mrs L P Gibson
1Tue	RESISTANT MATERIALS Room 12 Mr M Hawkins	ENGLISH LANGUAGE Room 4 Mrs J Clark	FRENCH Room 2 Mrs J L Overend	MATHEMATICS ICT1 Mrs C Easton	Science Room 17 Dr M Johnson
1Wed	Info Technology ICT2 Mrs A McCann	DRAMA ICT3 Mr Q Sands	MATHEMATICS ICT1 Mrs C Easton	Personal+Social Room 3 Mrs J Kay	Science Room 16 Mrs H Towse
1Thu	FRENCH Room 2 Mrs J L Overend	ENGLISH LANGUAGE Room 4 Mrs J Clark	Religious Educn Room 19 Mrs B Cawley	HISTORY Room 21 Mrs S Witherwick	MATHEMATICS ICT1 Mrs C Easton
1Fri	FRENCH Room 2 Mrs J L Overend	Science Room 18 Dr M Binding	Physical Educn Mr P Couldwell	ENGLISH LANGUAGE Room 4 Mrs J Clark	GEOGRAPHY Room 20 Mr T M P Connors
2Mon	Science Room 18 Dr M Binding	ENGLISH LANGUAGE Room 4 Mrs J Clark	Physical Educn Mr S Barrass	RESISTANT MATERIALS Room 12 Mr M Hawkins	ART Room 11a Miss H Brohier
2Tue	GEOGRAPHY Room 20 Mr T M P Connors	HISTORY Room 21 Mrs S Witherwick	MATHEMATICS ICT1 Mrs C Easton	HISTORY Room 21 Mrs S Witherwick	Science Room 17 Dr M Johnson
2Wed	MATHEMATICS ICT1 Mrs C Easton	DRAMA ICT3 Mr Q Sands	Info Technology ICT2 Mrs A McCann	MATHEMATICS Room 14 Mr P Thompson	Science Room 16 Mrs H Towse
2Thu	GEOGRAPHY Room 20 Mr T M P Connors	GERMAN Room 3 Mrs L P Gibson	MATHEMATICS ICT1 Mrs C Easton	ENGLISH LANGUAGE Room 4 Mrs J Clark	GEOGRAPHY Room 20 Mr T M P Connors
2Fri	Science Room 18 Dr M Binding	GERMAN Room 3 Mrs L P Gibson	ENGLISH LANGUAGE Room 4 Mrs J Clark	Physical Educn Mr P Couldwell	Religious Educn Room 19 Mrs B Cawley

Homework



Key Tasks for Pupils

- Check classcharts every night for homework updates.
- Asking if you are not sure what the task means and checking you bring home everything that you need to do your homework.
- Try to do homework on the night it is set - not the night before it is due in as you may get other homework due in that day.
- Remember to take in completed homework on the correct day.

Tips for Parents

- Agree a routine for homework with your child. Life can become a constant "nag" if you do not start this from the beginning.
- A good time for homework is after a short break when your child returns from school, get it out the way early leaving the rest of the evening free.
- Agree with your child that TV, other activities will only be possible after homework is done.
- Set up a double in-tray and label it "homework to be done" and "homework completed"
- Check the classcharts profile with your child every night for what homework needs to be done, when it needs to be done for and spend the first few weeks establishing a routine.
- Be prepared to invest time at first. Help your child structure their time - provide a clock or timer and agree that tasks should be done in a specific time.

Classcharts - School Behaviour Tracking and Monitoring System

To promote and support positive behaviour at Nidderdale High School we use the behavioural management system Classcharts which tracks the rewards and consequences of all students.

This is a points based system where staff can award positive points to students at any time of the day.

Students can gain a point for many different reasons such as excellent work, making a contribution to a lesson, remaining on task or producing high quality homework.

Staff can also award a negative point if a student has failed to meet the expected standard of behaviour. For example, this could be given for disrupting the learning of others, failing to hand homework in on time, being defiant towards a member of staff or being unkind to others.

Classcharts - Setting and monitoring homework.

All homework set by teachers is recorded on Classcharts.

When you log in you will see all the homework set and the due date.

Parents and students will receive instructions and a login in September.

Students will receive a positive for all homework handed in and a negative for homework that is not completed on time or to a satisfactory standard. Exceptional effort with homework will be recognised with a positive.

Classcharts homework profile

Search by Lesson

Search by Year

Search by Subject

Search by Teacher

Search by Pupil

Search by Tutor C

Display by issue date

Display by due date

Pupil and Group search are not visible on the public calendar.

PREVIOUS

NEXT

TODAY

June 18 - 24 2018

Monday
18 Jun

7b/Rm1
RESISTANT
MATERIALS
Mr M Hawkins

7a/Sc1
Science
Mrs H Towse

Tuesday
19 Jun

7b/Rm3
RESISTANT
MATERIALS
Mr M Hawkins

Wednesday
20 Jun

GCSE Art Year 11
Ms B Adams

9a/Sc1
Science
Dr M Binding

9a/Sc3
Science
Dr M Binding

7b/Sc1
Science
Mrs M Smyth

8ab/Sc3
Science
Mrs M Smyth

9a/Sc2
Science
Dr M Rindine

Thursday
21 Jun

10a/BI1
BIOLOGY
Mrs H Towse

9a/Sc1
Science
Mrs M Smyth

Friday
22 Jun

7a/Rm1
RESISTANT
MATERIALS
Mr M Hawkins

7a/Rm2
RESISTANT
MATERIALS
Mr M Hawkins

Saturday
23 Jun

Sunday
24 Jun

Cashless Catering via School Gateway

We have a biometric cashless catering facility set up in school called School Gateway. You will need to do two things before your child is able to access this facility. You will need to give permission for us to register your child's thumbprint for them to be able to make payment. Please tick the consent form which is at the back of the yellow form in your pack. If you do not want your child to use the thumb print facility we can issue them with a pin number. We can only set up your child's account once we receive your email address and mobile number from the yellow form in your pack, so please return this form back to school as soon as possible.

How to open a School Gateway account

- Google www.schoolgateway.com
- Find the 'new user' box in the middle of the home page (next to the 'existing user' box)
- Click on 'new user' and enter the email address and mobile phone number you entered on the yellow confidential information form.
- Click send PIN number
- You will receive a PIN number on your mobile
- Click on 'existing user' and enter your email address again
- Enter the PIN number you have just received

We need to enter all of your information onto our system before you can open an account so please wait until the end of August before trying to do so.

You are now registered and can put money onto the cashless catering system (minimum £10) or make payments for trips using your debit or credit card just follow the on screen instructions. Please keep your PIN number safe as you will need this to login to School Gateway each time. You will be able to see a record of payments that you have made, receive receipts to your registered email address, see what food your child has had each day and see your current balance.

If your child is on free school meals, they will be allowed £2.50 per day, but if they want to spend more than this you will need to make a payment online.

If you have any problems in registering please contact the School Office for assistance.

School Catering ... not just Nutritious School Meals

Nidderdale recognises the important contribution that nutritious school meals make to students' health and learning. School meals are an essential part of lunchtimes. We aim for all students to be able to eat in school with their friends and to enjoy their social time in a modern, pleasant environment.

England now has the most stringent school food standards worldwide to ensure that food provided to pupils in school is nutritious and of high quality and promotes good nutritional health in all pupils.

Food at Nidderdale is all prepared on site from fresh local produce by our Catering Manager, Mrs Kate Naylor and team Mrs D Clark, Mrs T Tinsley, Ms S Whelan and Mrs S Jaques.

School's Weekly Menu is uploaded onto the website and copies are displayed in the Dining Hall and in form rooms. A sample menu is on the next page.

We also hold regular theme days throughout the year. These days may be seasonal (e.g. Easter, Christmas); or traditional (e.g. Chinese, St George's Day, Halloween). These days are popular with students as special menus are prepared and often the dining room is decorated by catering staff.

Student Surveys – Listening to feedback

We put great value in listening to what students want from their catering service and we survey specific groups on appropriate issues. We analyse results and where appropriate adjust the menus to use students' suggestions. The last survey showed 91% of students were highly satisfied with school catering.

Cashless Catering

We use a "cashless catering" system which removes the need for students to carry cash. Accounts are loaded via the school website home page (Gateway icon). Parents register as users and transfer funds onto the student account. Students use their thumbprint or PIN number to access accounts and pay for their meal.

Free School Meals

The cashless catering system in operation ensures discretion for those on free school meals. If you believe you may be eligible for free school meals for your child you should complete the form on the Parents button of the school website and submit it to the Local Authority.

Hygiene Rating

In October 2016 we retained our top hygiene rating of 5 (Very Good). This inspection result given to a business reflects the standards of food hygiene found on inspection or visit by the local authority.

Healthy School

The school has been awarded National Healthy School status. This award recognises excellent work in Healthy eating, Physical activity, Emotional health and well-being & Personal, social and health education (PSHE).



Nidderlicious

MENU FOR WEEK
COMMENCING

Sample Menu

MONDAY

£2.50	Spiced Cajun Turkey with Noodles	£2.00
	Hot BBQ Pulled Pork Wrap	£2.00
	Tomato & Cheese Pasta Bake	£1.80
	Apple Crumble & Custard	80p

TUESDAY

£2.50	Lamb & Mint Burger In A Bun	£2.00
	Pork & Stuffing Baguette	£1.90
	Roasted Vegetable & Pesto Quiche & Salad	£1.70
	Raspberry Jelly	80p

WEDNESDAY

£2.50	Sticky Chicken	£2.00
	Stuffed Panini & Salad	£2.00
	Cheese & Leek Macaroni	£1.80
	Chocolate Muffin	80p

THURSDAY

£2.50	Homemade Pizza	£2.00
	Scampi & Chips	£2.00
	Stuffed Jacket Potato	£1.80
	Lemon Drizzle Cake	80p

FRIDAY

£2.50	Chicken Tikka Masala	£2.00
	Stuffed Panini & Salad	£2.00
	Tomato & Cheese Pasta Bake	£1.80
	Melon Slice	80p

GOLD £2.50
MEAL DEAL
Any wrap, muffin, apple, water

HOT £2.50
MEAL DEAL
Main course, vegetables
& pudding

ALSO
AVAILABLE AT BREAK

Bacon or sausage butties
Sandwiches
Baguettes
Baps / Wraps
Tray bakes
Fresh fruit / fruit pots

**SELECTION
OF DRINKS**

Water
Flavoured milks
Fruit juices
Smoothies

Next themed day:
American Day – 4th July



“ **Keep your school tidy – ensure your
takeaway cartons / all wrappers are
placed in the waste bins.** ”

Mrs Naylor, Catering Manager